

**form +
function**

Sicla



infiniti

Design by
Claus Breinholt



form + function

Sicla



SICLA 4 LEG



SICLA 4 WAY WITH SEAT PAD



SICLA SLED



SICLA 4 WAY WITH CASTORS

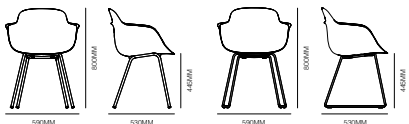


SICLA TIMBER



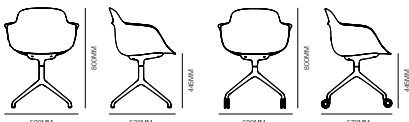
SICLA TIMBER WITH INNER UPHOLSTERED

Specifications



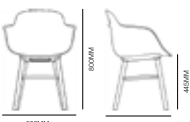
SICLA 4 LEG

SICLA SLED



SICLA 4 WAY

SICLA 4 WAY ON CASTORS



SICLA TIMBER

Standard

Polypropylene shell

Metal frame

Black or white powdercoat base

Sled, 4 leg, 4 star base (on glides or castors) & natural timber 4 leg

Finishes

Polypropylene Shell



WHITE

BLACK

M/GREEN

P/BLUE



SAND*

PEACH*

*INDENT ONLY

Options

Available with upholstered seat pad

or fully upholstered inner

Chrome base available on indent

VICTORIA

392 Victoria Street
North Melbourne 3051

ACT

83 Wollongong Street
Fyshwick 2609

form-function.com.au

@formfunctionco

f formfunctionaus