

**form +
function**

Electric



Flight & Rondo





AFRDI Certified

Our round (Rondo) and square (Flight) leg profile workstations are AFRDI certified and fully customisable to suit our clients needs. Featuring a 3 button setting position control panel & anti-collision. Available as freestanding, back to back, single freestanding workstation with T-foot or a 120 degree workstation.



SANDWICH SCREEN WITH BEVELLED EDGE & LEATHER WRAP

Round or Square Profile

Rondo (above) features a round leg profile, Flight (left) features a square leg profile.



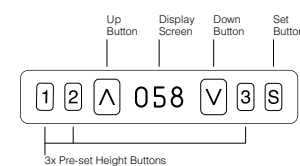
ECLIPSE (PRESSED PET) SCREEN

Electric height adjustable workstations

Specifications

Height range: 630-1280mm
(610-1260mm can be achieved)
Feet Length: 586mm & 738mm

CONTROL PANEL FEATURES



AS/NZS 4417, ANSI/BIFMA X5.5, Global-Mark Electrical Product Safety Certification, Australian Electric Compliant, ISO 9001, 14001 & 18001.

Standard

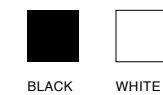
Dual Motor (individual motor per leg)
Telescopic beams (variable width)
Lockable height range
Anti-collision
Cable Tray or Cable Basket
Static Screens 35mm thick (fixed to the bridge)
Eclipse screens, straight or shaped (individual per workpoint)
'T' Feet to accommodate freestanding single desks

Frame Options

Fixed height, winder or electric height adjustment
Straight, 'L' shape & 120° configurations

Frame Finishes

Satin powdercoat finish



Other colours available upon request

WRAP AROUND



35MM ALUMINIUM FRAME SCREEN WITH FUNCTION RAIL



INDIVIDUAL SANDWICH SCREEN WITH FABRIC WRAP & CUSTOM SHAPE




All Screens

Available as shared or individual screens. Can be suspended off the worktop. Pinnable. Acoustic.

PET Screens

12mm or 24mm thick
 Pressed (ECLIPSE range) or plain
 Custom shape available, including wrap around screens (curved)




Aluminium Frame Screens

35mm, 50mm or 70mm
 Powdercoat aluminium surround
 Fabric, glass, PET, acrylic or perforated metal
 Flush core, centre or floor mounted
 Function rail with insert available
 Face mounted power & data available

Sandwich Screens

Leather or fabric wrap
 COM upholstery
 Shared or individual screens
 Bevelled edge available
 Custom shape available

form + function



VICTORIA

Level 1, 16-20 Howard Street
North Melbourne 3051

ACT

83 Wollongong Street
Fyshwick 2609

form-function.com.au

 [formfunctionco](#)

 [formfunctionaus](#)